

Grundy County, Iowa

Laborshed Analysis

Live.



Work.



Play.



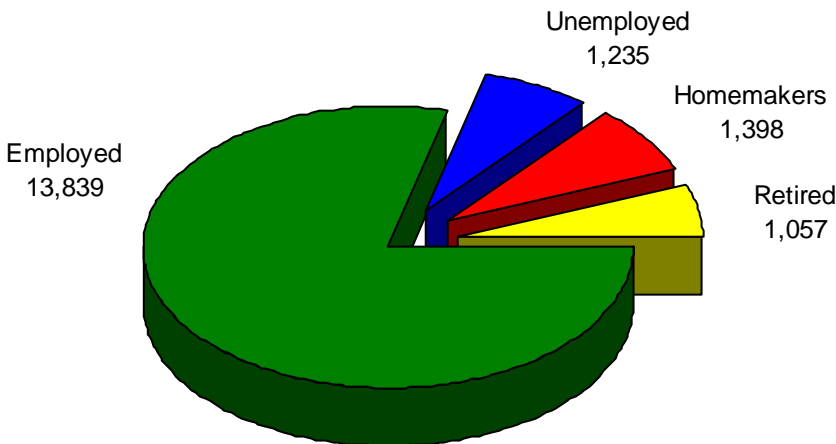
A Study of Workforce Characteristics
Released April 2008

Laborshed Studies

A Laborshed is defined as the area or region from which an employment center draws its commuting workers. To determine the approximate boundaries of the Grundy Center Laborshed area, local employers supplied the ZIP code listings of where each of their employees reside. This Laborshed analysis addresses underemployment, the availability and willingness of current and prospective employees to change employment within the workforce, current and desired occupations, wages, hours worked, and distance willing to commute to work. *See contact information on back.*

Total Potential Labor Force: 74,893 (entire Laborshed Area)

Estimated Number of Individuals Very Likely or Somewhat Likely to Change or Accept Employment (17,529)



Quick Facts:

(Employed - willing to change employment)

- 20.8% are working multiple jobs;
- Currently working an average of 43 hours per week;
- Average age is 43 years old;
- 31.2% currently working in Professional, paraprofessional, & technical occupations followed by 24.7% in production, construction, & material handling occupations;
- Most frequently identified job search sources:
 - Local/Regional newspapers
Waterloo-Cedar Falls Courier
The Des Moines Register
 - Internet
www.monster.com
www.iowaworkforce.org
 - Networking through friends, family, or acquaintances
 - Local Iowa Workforce Development Centers

Underemployment:

The underemployed are composed of individuals who are working fewer than 35 hours per week but desire more hours; working at wages equal to or less than the national poverty level; and/or who are working in positions that do not meet their skill or education levels or worked for higher wages at previous employment.

- 2.0% Inadequate hours (277 people)
- 1.2% Low income (166 people)
- 1.2% Mismatch of skills (166 people)
- 4.4% Total estimated underemployment (609 people)

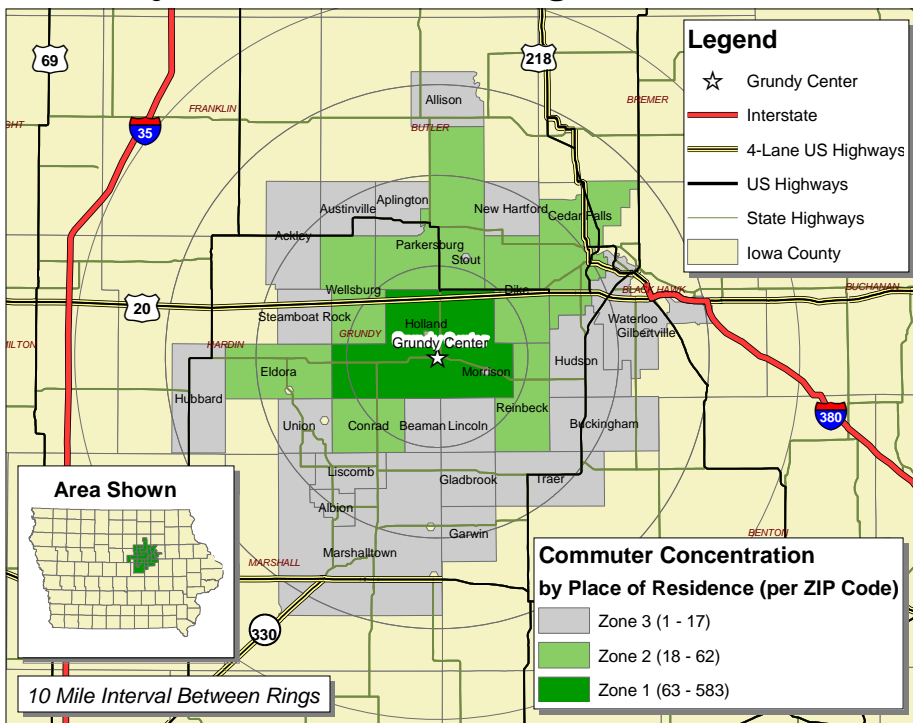
Individuals may be underemployed for more than one reason; but are only counted once for total estimated underemployment.

Industrial Classification of the Employed

Industry	% of Laborshed	# of Employed
Education	17.6%	11,006
Manufacturing	14.0%	8,755
Wholesale & Retail Trade	11.9%	7,442
Health Care & Social Services	10.7%	6,691
Professional Services	8.4%	5,253
Public Administration & Government	7.2%	4,503
Agriculture	6.9%	4,315
Transportation, Communication, & Utilities	6.9%	4,315
Finance, Insurance, & Real Estate	5.4%	3,377
Personal Services	5.4%	3,377
Construction	4.2%	2,626
Entertainment & Recreation	1.2%	750

Survey respondents from the Grundy Center Laborshed area were asked to identify the industry in which they are currently working. The largest concentration of workers are employed in the education industry as shown in the table at left.

Grundy Center Commuting Area



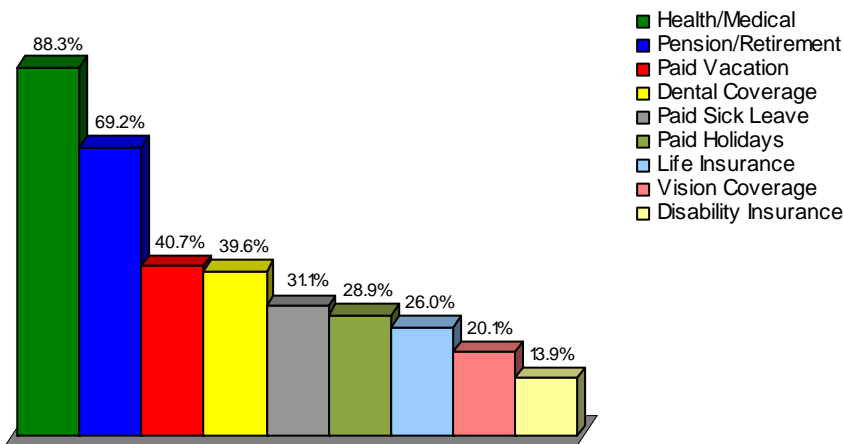
Commuting Statistics

The map at the left represents commuting patterns into Grundy Center with the concentration per ZIP code represented in the legend.

Those who are willing to change employment in the Grundy Center Laborshed area are willing to commute an average of 28 miles one way for employment opportunities.



Benefits Currently Offered



The survey provides the respondents an opportunity to identify employment benefits they currently are offered. The chart at left provides the percentage of responses from those that are currently employed. The top nine benefits are shown.

The majority (71.8%) of respondents are currently sharing the cost of premiums with the employer. However, 23.5 percent of the employers in the area pay the entire cost of insurance premiums as a benefit for their employees.

Education and Median Wage Characteristics by Industry

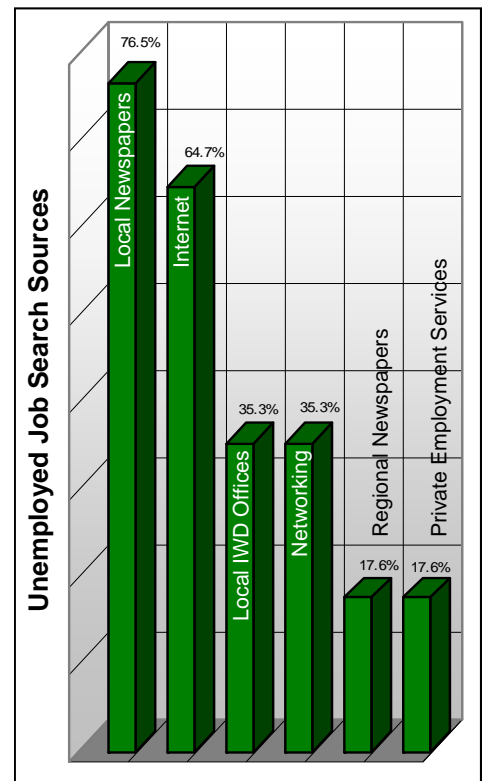
Industry	Education			Median Wages	
	Some Level Beyond High School	Associate Degree	Undergraduate Degree or Higher	Salary Wages (per year)	Non-Salary Wages (per hour)
Agriculture	79.2%	29.2%	29.2%	\$75,000	\$15.55
Construction	55.6%	16.7%	*	\$47,500	\$15.00
Manufacturing	55.4%	14.3%	21.5%	\$90,000	\$14.19
Transportation, Communication, & Utilities	68.0%	8.0%	32.0%	\$43,500	\$17.00
Wholesale & Retail Trade	58.0%	22.0%	16.0%	\$38,000	\$10.00
Finance, Insurance, & Real Estate	91.3%	39.1%	39.1%	\$43,000	\$12.58
Health Care & Social Services	76.2%	23.8%	23.8%	\$49,000	\$14.50
Personal Services	50.0%	10.0%	25.0%	\$29,500	\$8.45
Entertainment & Recreation	33.3%	*	*	*	\$9.76
Professional Services	75.0%	11.1%	27.7%	\$20,000	\$12.15
Public Administration & Government	65.4%	11.5%	42.3%	\$47,500	\$16.04
Education	88.9%	8.3%	65.3%	\$36,000	\$10.00

This table includes all respondents without consideration of employment status or willingness to change/enter employment.

*Insufficient survey data/refused

Unemployed - Those Willing to Enter/Re-enter Employment:

- An estimated 1,235 unemployed individuals are willing to accept employment;
- Average age is 43 years old;
- Education:
 - 50.0% have an education beyond high school
 - 11.1% have an associate degree
 - 16.7% have an undergraduate degree
- Estimated wage range to attract the upper 66-75% qualified hourly wage applicants is \$10.00 to \$10.50/hr. with a median of the lowest wage of \$9.00/hr.;
- Willing to commute an average of 25 miles one way for the right opportunity;
- 77.8% expressed interest in seasonal and 72.2% in temporary employment opportunities;
- 61.1% are interested in working varied shifts (2nd, 3rd & split);
- Would prefer to enter employment that offers the following benefits:
 - Health/medical insurance
 - Pension/retirement options
 - Paid vacation
 - Dental coverage
 - Disability insurance
 - Life insurance
 - Paid sick leave
 - Prescription drug coverage
 - Vision coverage
 - Paid holidays
- 60.0% of the unemployed are seeking employment offers where the employer/employee share the cost of medical insurance premiums.



Sponsored in Partnership with



For more information regarding the Grundy Center Laborshed Study, contact:

Grundy County Development Alliance
P.O. Box 85, 705 F Avenue
Grundy Center, Iowa 50638
Phone: 319-825-3606—Fax: 319-825-6471
Email: gcdall@gcmuni
www.grundycountyia.com



This information is analyzed and compiled by the
Iowa Workforce Development
Research & Strategic Initiatives Unit
1000 E. Grand Avenue, Des Moines, Iowa 50319
(515) 281-4896
www.iowaworkforce.org